



Form K5974
(Supersedes K5760)

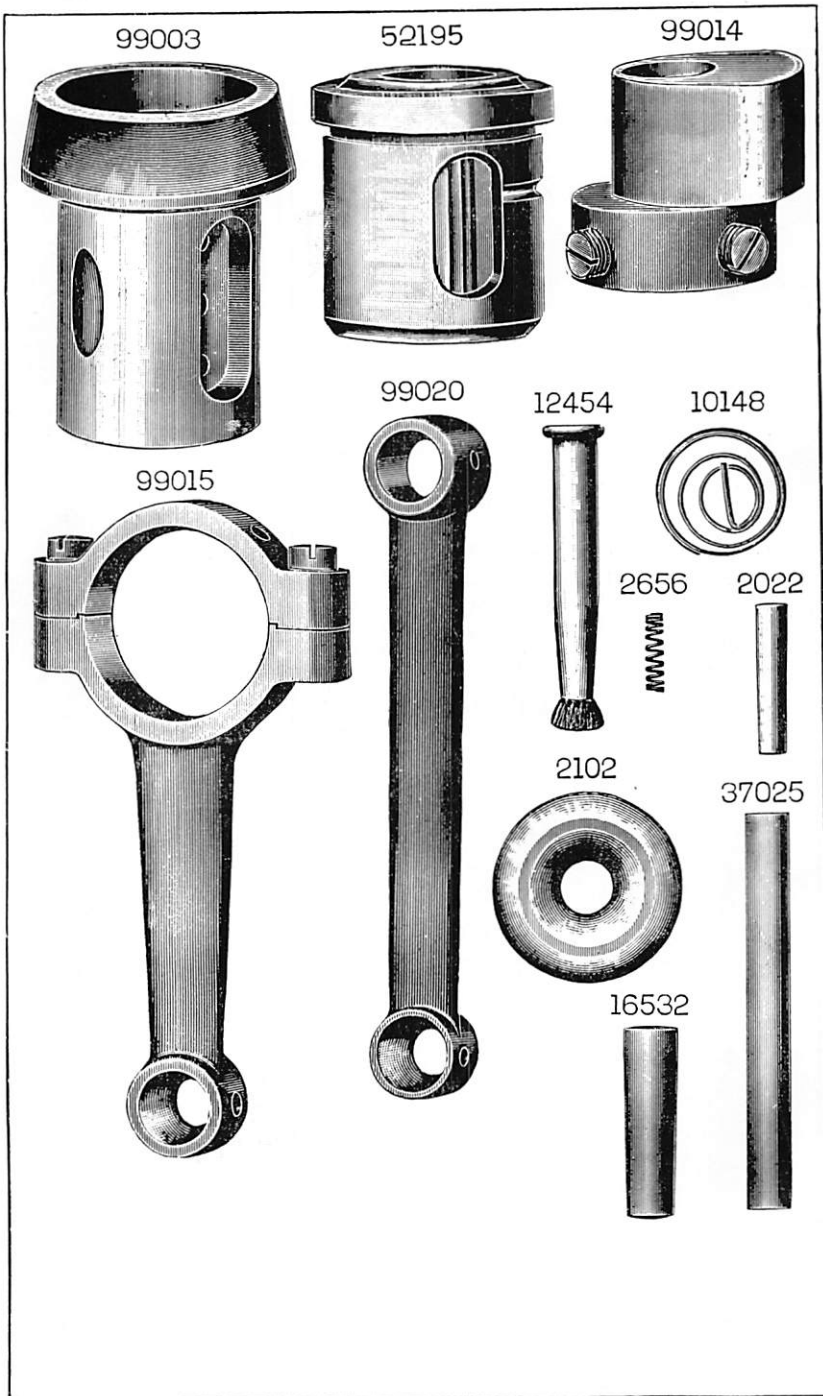
ILLUSTRATED
LIST OF PARTS
FOR
SINGER**
MACHINE No. 138K1



**A Trademark of THE SINGER MANUFACTURING COMPANY

From the library of: Superior Sewing Machine & Supply LLC





9900299049 37023 99042 99034

99035

99059




99046

99036




99048




52063










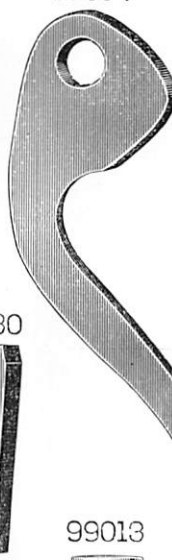
37408



99012



99054



99029



99030



99008



99013




66593




99011

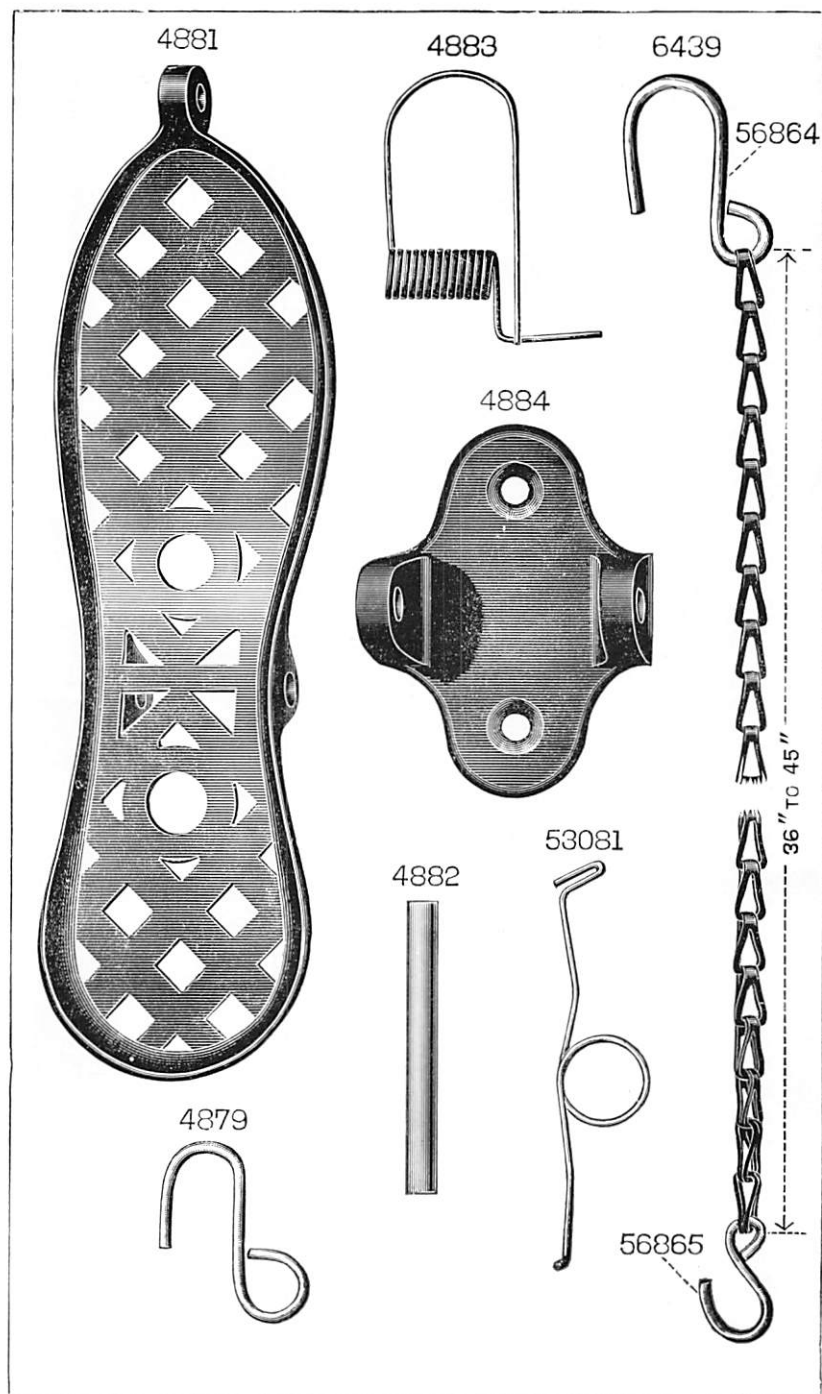


99009




99053






8908




68547




120440



86720





1374



50393



1467



50302



50083



50053




50443



50458



50459



50562



200383



201018



SS498



SS500



1519



1520



1560



1655



1698



201696



NW93



1940

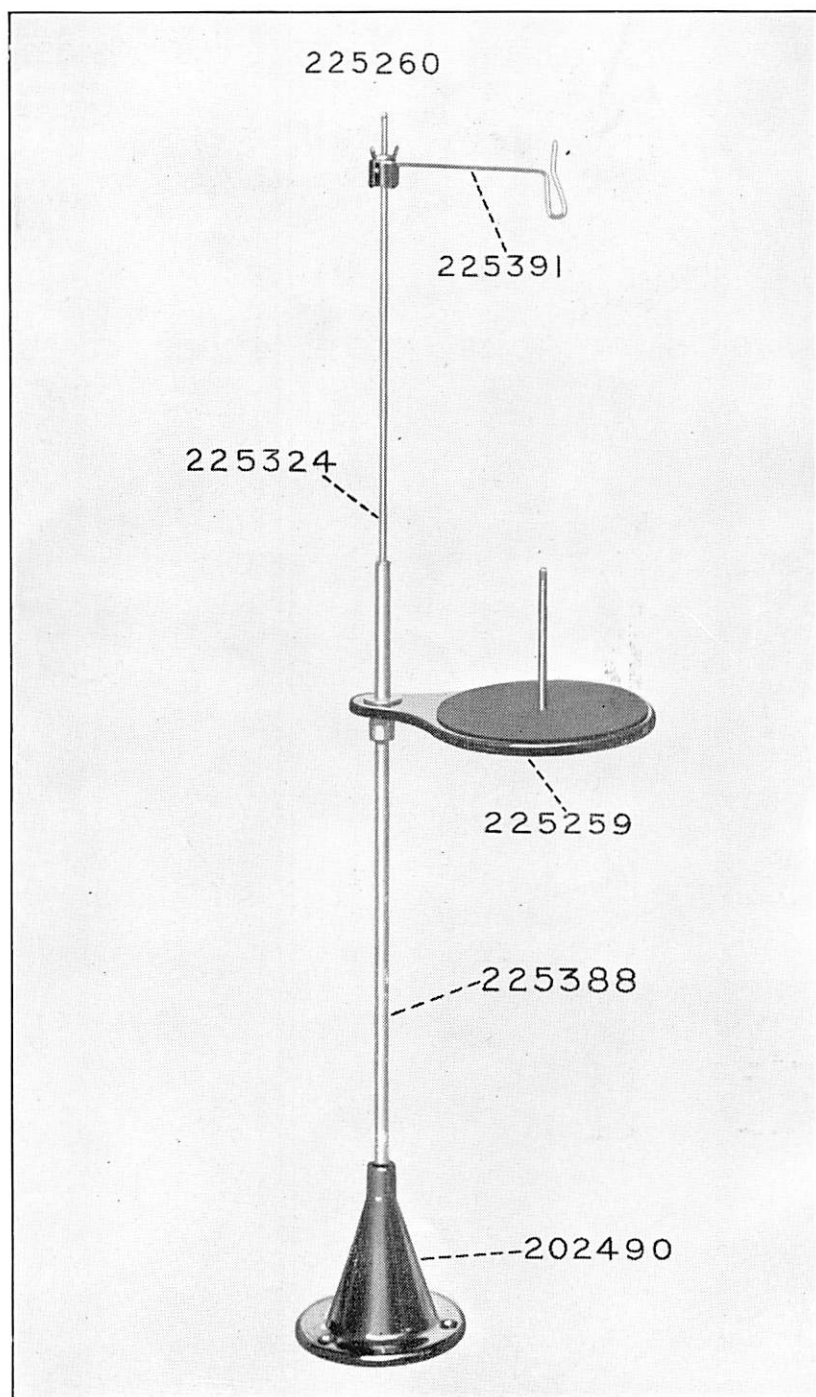


RR70



1718





ILLUSTRATED LIST OF PARTS

FOR

MACHINE No. 138K1

CONTENTS

	Page
Parts, Complete, for Machine No. 138K1	21
Accessories	26
Foot Lifter	26
Thread Unwinder... ..	27
Numerical List of Parts	29

INSTRUCTIONS FOR ORDERING

In ordering from this List, the code number with the part number **MUST BE** quoted exactly as they are shown in the first column.

A number always indicates the same part in whatever List it may appear, or for whatever machine.

The code numbers (where shown) indicate the style of finish as follows:

New Code	Old Code	Description
801	A.	Hardened, Polished, Nickel Plated and Buffed.
802	B.	Polished, Nickel Plated and Buffed.
803	C.	Hardened only.
804	D.	Polished only.
805	E.	Soft, Not Polished.
806	F.	Hardened and Polished.
807	G.	Bright Rumbled and Nickel Plated.
808	H.	Blued.
809	J.	Nickel Plated only.
810	K.	Hardened and Nickel Plated.
811	L.	Brass Plated.
812	M.	Oxidized.
813	R.	Phosphate Coating Formed on Surface of Iron or Steel.
814	S.	Cadmium Plated.
815	T.	Copper Plated.
816	U.	Zinc Plated.
817	V.	Silver Plated.
818	W.	Polished and Nickel Plated.
819	X.	Black Oxide for Iron and Steel.
820	Y.	Black Nickel Plated only.
821	Z.	Chromium Plated.
822	A.A.	Buffed and Chromium Plated.
823	A.B.	Hardened, Polished, Buffed and Chromium Plated.
824	A.E.	Hardened, Bright Rumbled and Nickel Plated.
825	A.F.	Hardened, Bright Rumbled, Nickel Plated, Bright Rumbled and Chromium Plated.
826	A.G.	Alumilite. (Plain).
827	A.H.	Alumilite. (Dyed). Colour must be stated.
828	A.J.	Polished, Nickel Plated and Chromium Plated.
829	A.K.	Hardened, Polished, Nickel Plated and Chromium Plated.
830	A.L.	Heat Treated for Toughness.
831	A.L.D.	Heat Treated for Toughness and Polished.
832	A.L.J.	Heat Treated for Toughness and Nickel Plated.
833	A.L.X.	Heat Treated for Toughness and Black Oxide.
834	A.L.Z.B.	Heat Treated for Toughness, Polished, Nickel Plated, Buffed and Chromium Plated.
835	A.S.	Cancelled, use Paint Code 701.
836	A.T.	Cancelled, use Paint Code 709.
837	A.U.	Cancelled, use Paint Code 720.
838		
839	B.A.	Chrome Nickel, Satin Finish.
840	B.B.	Hardened and Chrome Nickel, Satin Finish.
841	C.R.	Hardened and Phosphate Coating Formed on Surface of Steel.
842	C.U.	Hardened and Zinc Plated.
843	F.J.	Hardened, Polished and Nickel Plated.
844	T.A.	Hardened, Polished, Copper and Nickel Plated and Buffed.
845	T.B.	Copper and Nickel Plated and Polished.
846	T.J.	Copper and Nickel Plated only.
847	T.K.	Hardened, Copper and Nickel Plated.
848	T.L.	Copper and Brass Plated.

INSTRUCTIONS FOR ORDERING—Continued.

New Code	Old Code	Description
849	T.M.	Copper Plated and Oxidized.
850	X.C.	Hardened and Black Oxide for Iron and Steel.
851	Z.A.	Hardened, Polished, Nickel Plated, Buffed and Chromium Plated.
852	Z.B.	Polished, Nickel Plated, Buffed and Chromium Plated.
853	Z.C.	Hardened and Chromium Plated.
854	Z.D.	Polished and Chromium Plated.
855	Z.G.	Bright Rumbled, Nickel Plated, Bright Rumbled and Chromium Plated.
856	Z.J.	Nickel and Chromium Plated.
857	Z.T.	Copper and Chromium Plated.
858	A.L.Z.J.	Heat Treated for Toughness, Nickel and Chromium Plated.
859		Heat Treated for Toughness, Copper Plated and Oxidized.
860		Nickel Plated and Buffed only.
861		Alumilite (dyed)—Black.
862		" (")—Light Almond Green.
863		" (")—Dark Brown.
864		" (")—Russet Brown.
865		" (")—Dark Green.
866		" (")—Medium Gold.
867		Nickel-Satin Finish.
868		Hardened and Nickel-Satin Finish.

Code No.	Paint Colours	Code No.	Paint Colours
701	Gloss Black	734	Pale Red
702	Dull Black	735	Emerald Green
703	Brown	736	Green Metallic
704	Grey Wrinkle	737	Light Beige Satin Matte
705	Beige Wrinkle	738	Copper Tan
706	Black Wrinkle	739	Buff
707	Light Green	740	White
708	Dark Green	741	Dark Fawn
709	Dark Beige	742	Plum
710	Light Beige	743	Birch Brown
711	Oyster White	744	Satin Black
712		745	Gold-Buffer
713	Bright Cherry Red	746	Blue Grey
714	Light Ivory	747	Medium Gold
715	Peacock Blue	748	Sand
716	Bright Yellow	749	Khaki
717	Slate Grey	750	Flame Red
718	Deep Brown	751	Brite Green
719		752	Sage Green
720	Dark Brown	753	Mist Green
721	Aluminium	754	Ice Green Metallic
722	Dark Grey	755	Dark Beige Metallic
723	Light Grey Beige	756	Shell Pink
724	Rosewood Brown	757	Surf Green
725	Light Bisque	758	Colonial Rose
726	Light Fawn	759	Cream
727		760	Oak Brown
728	Grey Metallic	761	Deep Fawn
729	Russet Brown	762	Medium Green
730	Pale Green	763	Light Green Metallic
731	Light Almond Green	764	Light Gold
732	Dusty Bisque	765	Persimmon
733	Chocolate Brown		

Parts marked with an asterisk () are furnished only when the repairs are made at Factory.*

List of Parts Complete for MACHINE No. 138K1

For Blanket Whipping ; provided with Needle, Hook Needle and Looper ; also with Guides and Feeding Presser Feet to give widths of whipped edge of $\frac{1}{2}$ ", $\frac{5}{8}$ " and $\frac{3}{4}$ ".

The Mechanism is cam operated and other special features include Alternating Pressers, Top Feed and Stitch Regulator.

No.	Plate	Arm
†*99001	—	Arm
16532	1703	"	Dowel Pin (2)
12454	1703	"	Oil Tube with 132590
132590	—	"	" " Packing (felt)
116e	1711	"	Screw (long) (3)
880e	1711	"	" (short)
99002	1704	"	Shaft
99003	1703	"	" Bushing (back)
56006	—	"	" " (") Oil Pad (braided cotton)
448c	1711	"	" " (") Set Screw
52195	1703	"	" " (front)
56006	—	"	" " (") Oil Pad (braided cotton)
423c	1711	"	" " (") Set Screw
144c	1711	"	" Screw
†16036	1702	"	Side Cover
50053d	1712	"	" " Thumb Screw
*99004	—	Bed
99005	1702	"	Cover
690d	1711	"	" Screw (2)
†99006	1702	Face Plate
176f	1711	"	" Screw (2)

† For Two-Tone Machines the finish of these parts is Grey Metallic (Colour Code No. 728).

No.	Plate								
*99007	1702	Feed Bar
99008	1708	" "	Bell Crank
1467h	1712	" "	" "	Cap Screw
99009	1708	" "	" "	Connecting Link
1131c	1711	" "	" "	" "	Hinge Screw
1520r	1712	" "	" "	" "	" "	Nut
†99011	1708	" "	Guide
143d	1711	" "	" "	Screw (2)
45c	1711	" "	Hinge Screw
†99012	1708	" "	Rocking Frame with 453c
99013	1708	" "	" "	Hinge Pin
453c	1711	" "	" "	Set Screw
99014	1703	" "	Cam with 1036c and 1375c
1375c	1711	" "	" "	Position Screw
1036c	1711	" "	" "	Set Screw
99015	1703	" "	Connecting Rod with 99016 and two 896e
*99016	—	" "	" "	Cap
896e	1711	" "	" "	" "	Screw
1373c	1711	" "	" "	Hinge Screw
1520r	1712	" "	" "	" "	" "	Nut
1374c	1712	" "	Regulating Screw Stud
NN93c	1712	" "	" "	" "	Nut
41544	1707	" "	" "	" "	Washer
†99019	1702	" "	Regulator with 1125d
99020	1703	" "	" "	Connecting Link
50562c	1712	" "	" "	" "	Hinge Screw
1520r	1712	" "	" "	" "	" "	" "	Nut
2022	1703	" "	" "	Pin
1125d	1711	" "	" "	Set Screw
99021	1707	" "	" "	Shaft
99022	1702	" "	" "	" "	Crank (forked)
99023	—	" "	" "	" "	Oil Pad (felt)
1293c	1711	" "	" "	" "	Position Screw
440c	1711	" "	" "	" "	Set Screw
1342c	1711	" "	" "	Stop Screw
99024	1705	Feeding Foot
99017	1705	" "	Extension (3 teeth) for $\frac{3}{4}$ " gauge
99018	1705	" "	" "	(3 ")	" $\frac{5}{8}$ "	"
99060	1705	" "	" "	(3 ")	" $\frac{1}{4}$ "	"
99061	1705	" "	" "	(2 ")	" $\frac{5}{8}$ "	"
99062	1705	" "	" "	(2 ")	" $\frac{1}{2}$ "	"
190d	1711	" "	" "	" "	Screw
50459c	1712	" "	" "	Hinge Screw
2656	1703	" "	" "	Spring

† For Two-Tone Machines the finish of these parts is Grey Metallic (Colour Code No. 728).

No.	Plate							
99025	1707	Guide (for Hem) $\frac{1}{2}$ " gauge
99026	—	" (" ") $\frac{5}{8}$ " "
99063	1707	" (plain)
99027	1702	" Holder
690d	1711	" " Screw (2)
82538	1706	" " " Washer (2)
176f	1711	" Screw (2)
7071	1706	" " Washer (2)
99028	1705	Hook Needle
99029	1708	" " Clamp
1253c	1711	" " " Set Screw
99030	1708	" " Closing Block
640f	1711	" " " " Screw (2)
99031	1707	" " Guide
690d	1711	" " " Screw
82538	1706	" " " " Washer
50302f	1712	" " Set Screw
99032	1705	Looper (lower)
99033	1706	" (") Carrier with 460c and two 1147e
64520	1706	" (") " Hinge Stud
448c	1711	" (") " " " Set Screw (2)
99034	1704	" (") " Pitman
50458c	1712	" (") " " Hinge Screw (left)
460c	1711	" (") " " " " (") Set Screw
1131c	1711	" (") " " " " (right)
1520r	1712	" (") " " " " (") Nut
99035	1704	" (") Driving Lever with 50083c
99036	1704	" (") " " Hinge Pin
43840	1706	" (") " " " " Collar with two 624c
624c	1711	" (") " " " " " Set Screw
1940	1712	" (") " " " Roller and Screw Stud with
1519e and 22142								
1519e	1712	" (") " " " " " Stud Nut
22142	1706	" (") " " " " " " " Washer
50083c	1712	" (") " " Set Screw
1147e	1711	" (") Set Screw
99037	1706	" (upper)
99064	1706	" (") Carrier
99039	1706	" (") " Connecting Link
46d	1711	" (") " " " Hinge Screw (2)
1718h	1712	" (") " " " " Nut (2)
99065	1706	" (") " Bell Crank
99041	—	" (") " " " Connecting Link

No.	Plate								
1131c	1711	Looper (upper) Carrier Bell Crank Connecting Link Hinge							
		Screw (2)							
1520r	1712	"	(")	"	"	"	"	"	Hinge
		Screw Nut (2)							
1232c	1711	"	(")	"	"	"	Hinge Screw
SS500c	1712	"	(")	"	Hinge Screw Stud
99066	1706	"	(")	"	"	"	"	Collar with 220c	...
220c	1711	"	(")	"	"	"	"	"	Screw
1655c	1712	"	(")	"	"	"	"	"	Nut
†99045	1707	"	(")	Driving Crank with 1036c and 1259c					...
1036c	1711	"	(")	"	"	"	Set Screw (long)
1259c	1711	"	(")	"	"	"	"	(short)	...
99046	1704	"	(")	"	"	Shaft
†99047	1707	"	(")	"	"	"	Crank with two 50443c
50443c	1712	"	(")	"	"	"	"	Clamping Screw	...
1940	1712	"	(")	"	"	"	"	Roller and Screw	...
		Stud with 1519c and 22142							
1519c	1712	"	(")	"	"	"	Crank Roller and Screw
		Stud Nut							
22142	1706	"	(")	"	"	"	"	"	and Screw
		Stud Nut Washer							
99042	1704	"	(")	Rock Shaft	
99043	1706	"	(")	"	"	Crank (lower)
2022	1703	"	(")	"	"	"	(")	Pin	...
99044	1706	"	(")	"	"	"	(upper) with two 50443c
50443c	1712	"	(")	"	"	"	(")	Clamping Screw	...
1940	1712	"	(")	"	"	"	(")	Roller and Screw	...
		Stud with 1519c and 22142							
1519c	1712	"	(")	"	"	"	(upper) Roller and Screw
		Stud Nut							
22142	1706	"	(")	"	"	"	(")	"	Screw
		Stud Nut Washer							
190f	1711	"	(")	Screw	
7071	1706	"	(")	"	Washer	
99048	1704	"	Cam with 1036c and 1375c			
1375c	1711	"	"	Position Screw	
1036c	1711	"	"	Set Screw	
13950	—	Machine Pulley, "V" belt groove, outside diameter of belt							
		groove 2.9", with two 443al			
52063	1704	Machine Pulley Oil Cover			
210d	1711	"	"	"	"	Screw
443al	—	"	"	Set Screw	
Catalogue									
2043	—	Needle, size 22 (85 × 1)			

† For Two-Tone Machines the finish of these parts
is Grey Metallic (Colour Code No. 728).

No.	Plate							
99049	1704	Needle Bar	with 857c
37152	1707	"	"	Bushing (lower)
453c	1711	"	"	"	(")	Set Screw
37152	1707	"	"	"	(upper)
435c	1711	"	"	"	(")	Set Screw
99050	1706	"	"	Cam with 400c and two 1057e
400c	1711	"	"	"	Adjusting Screw...
1057e	1711	"	"	"	Clamping Screw
RR70	1712	"	"	"	Roller and Stud
1143c	1711	"	"	"	"	"	Position Screw	...
452al	1711	"	"	"	"	"	Set Screw	...
99051	1702	"	"	Crank and Feed Lifting Eccentric with SS498c
1293c	1711	"	"	"	"	"	"	Position Screw
SS498c	1712	"	"	"	"	"	"	Set Screw
857c	1711	"		Set Screw
99052	1705	"		Thread Guard
460c	1711	"	"	"	Set Screw
37023	1704	Presser Bar
99053	1708	"	"	Guide Bracket with two 1057e
1057e	1711	"	"	"	"	Clamping Screw
99054	1708	"	"	Lifter
66593	1708	"	"	"	Hinge Stud
440c	1711	"	"	"	"	"	Set Screw	...
37408	1708	"	"	Spring
37025	1703	"	"	"	Extension Pin
99055	1705	"		Foot
176f	1711	"	"	Screw
1210e	1711	Pressure Regulating Thumb Screw
99056	1707	Tension Bracket
176f	1711	"	"	Screw (2)
2102	1703	"		Disc (2)
1560c	1712	"		Regulating Thumb Nut
*916c	1711	"		Screw Stud
44209	—	"	"	"	"	916c with 1560c
1698c	1712	"	"	"	Nut...
10148	1703	"		Spring
99057	1705	Throat Plate
691f	1711	"	"	Screw (2)
99058	1705	"	"	Thread Retainer
217f	1711	"	"	"	"	Screw
94013	—	Drip Pan

Accessories

No.	Plate						
—	—	Instruction Book
99028	1705	Hook Needle (6)
12361	—	Machine Hinge Connection (2)
Catalogue							
2043	—	Needles, three each sizes 22 and 26 (85 × 1)
86720	1710	Oiler
120440	1710	Screw Driver
8908	1710	Wrench
68547	1710	Wrench

Foot Lifter

No.	Plate						
6439	1709	Chain, 36" to 45", with 56864 and 56865
<i>NOTE.—When ordering 6439 give length required.</i>							
4879	1709	Chain Connecting Link
56864	1709	" Hook (large)
56865	1709	" " (small)
99059	1704	Lifting Lever
694d	1711	" " Hinge Screw
53081	1709	" " Spring
50393c	1712	" " Stop Screw
4881	1709	Treadle
4882	1709	" Shaft
4883	1709	" Spring
4884	1709	" Stand
4885	—	Treadle, complete, Nos. 4879, 4881 to 4884 and two Wood Screws 1" No. 16
99067	—	Foot Lifter, complete, Nos. 694d, 4885, 6439, 50393c, 53081 and 99059

Thread Unwinder

For One Spool of Thread

No.	Plate							
228692	—	Spool Pin
201528h	—	" "	Nut
82538	—	" "	Washer
225259	2212	Spool Rest with 82538, 201018c, 201528h and 228692						...
150203	—	" "	Cushion (felt)
225388	2212	" "	Rod
200383c	1712	" "	" Set Screw
201018c	1712	" "	" Set Screw
202490	2212	"	Stand with 200383c
225391	2212	Thread Guide	
201696j	1712	" "	Lock Nut
225326	—	" "	Position Cup
225324	2212	" "	Rod with 208e and 225322
208e	1711	" "	" Screw
225322	—	" "	" Washer
225260	2212	Thread Unwinder , complete, Nos. 150203, 201696j, 202490, 225259, 225324, 225326, 225388, 225391, and three Wood Screws $\frac{3}{8}$ " No. 12						
		
27739	—	Thread Cone (wood) <i>(only supplied when specified on order and at an extra charge).</i>						

Numerical List of Parts

No.	Plate				
45c	1711	Feed Bar Hinge Screw
46d	1711	Looper (upper) Carrier Connecting Link Hinge Screw
RR70	1712	Needle Bar Cam Roller and Stud
NN93c	1712	Feed Regulating Screw Stud Nut
116e	1711	Arm Screw (long)
143d	1711	Feed Bar Guide Screw
144c	1711	Arm Shaft Screw
176f	1711	Face Plate Screw
176f	1711	Guide Screw
176f	1711	Presser Foot Screw
176f	1711	Tension Bracket Screw
190d	1711	Feeding Foot Extension Screw
190f	1711	Looper (upper) Screw
208e	1711	Thread Unwinder Thread Guide Rod Screw for 225324
210d	1711	Machine Pulley Oil Cover Screw
217f	1711	Throat Plate Thread Retainer Screw
220c	1711	Looper (upper) Carrier Hinge Screw Stud Collar Screw for 99066
400c	1711	Needle Bar Cam Adjusting Screw for 99050
423c	1711	Arm Shaft Bushing (front) Set Screw
435c	1711	Needle Bar Bushing (upper) Set Screw
440c	1711	Presser Bar Lifter Hinge Stud Set Screw
443al	—	Machine Pulley Set Screw for 13950
446c	1711	Feed Regulator Shaft Crank Set Screw
448c	1711	Arm Shaft Bushing (back) Set Screw
448c	1711	Looper (lower) Carrier Hinge Stud Set Screw
452al	1711	Needle Bar Cam Roller and Stud Set Screw
453c	1711	Feed Bar Rocking Frame Set Screw for 99012
453c	1711	Needle Bar Bushing (lower) Set Screw
460c	1711	Looper (lower) Carrier Pitman Hinge Screw (left) Set Screw for 99033
460c	1711	Needle Thread Guard Set Screw
SS498c	1712	Needle Bar Crank and Feed Lifting Eccentric Set Screw for 99051
SS500c	1712	Looper (upper) Carrier Hinge Screw Stud
624c	1711	Looper (lower) Driving Lever Hinge Pin Collar Set Screw for 43840
640f	1711	Hook Needle Closing Block Screw
690d	1711	Bed Cover Screw
690d	1711	Guide Holder Screw
690d	1711	Hook Needle Guide Screw
691f	1711	Throat Plate Screw

No.	Plate	
694d	1711	Foot Lifter Lifting Lever Hinge Screw for 99067
857c	1711	Needle Set Screw for 99049
880e	1711	Arm Screw (short)
896e	1711	Feed Connecting Rod Cap Screw for 99015
*916c	1711	Tension Screw Stud for 44209
1036c	1711	Feed Cam Set Screw for 99014
1036c	1711	Looper (upper) Driving Crank Set Screw (long) for 99045
1036c	1711	Looper Cam Set Screw for 99048
1057e	1711	Needle Bar Cam Clamping Screw for 99050... ..
1057e	1711	Presser Bar Guide Bracket Clamping Screw for 99053
1125d	1711	Feed Regulator Set Screw for 99019
1131c	1711	Feed Bar Bell Crank Connecting Link Hinge Screw
1131c	1711	Looper (lower) Carrier Pitman Hinge Screw (right)
1131c	1711	Looper (upper) Carrier Bell Crank Connecting Link Hinge Screw
1143c	1711	Needle Bar Cam Roller and Stud Position Screw
1147e	1711	Looper (lower) Set Screw for 99033
1210e	1711	Pressure Regulating Thumb Screw
1232c	1711	Looper (upper) Carrier Bell Crank Hinge Screw
1253c	1711	Hook Needle Clamp Set Screw
1259c	1711	Looper (upper) Driving Crank Set Screw (short) for 99045
1293c	1711	Feed Regulator Shaft Crank Position Screw
1293c	1711	Needle Bar Crank and Feed Lifting Eccentric Position Screw
1342e	1711	Feed Regulator Stop Screw
1373c	1711	Feed Connecting Rod Hinge Screw
1374c	1712	Feed Regulating Screw Stud
1375c	1711	Feed Carr. Position Screw for 99014
1375c	1711	Looper Cam Position Screw for 99048
1467h	1712	Feed Bar Bell Crank Cap Screw
1519e	1712	Looper (lower) Driving Lever Roller and Screw Stud Nut for 1940
1519e	1712	Looper (upper) Rock Shaft Crank (upper) Roller and Screw Stud Nut for 1940
1519e	1712	Looper (upper) Driving Crank Shaft Crank Roller and Screw Stud Nut for 1940
1520r	1712	Feed Bar Bell Crank Connecting Link Hinge Screw Nut
1520r	1712	Feed Connecting Rod Hinge Screw Nut

No.	Plate				
1520r	1712	Feed Regulator Connecting Link Hinge Screw Nut
1520r	1712	Looper (lower) Carrier Pitman Hinge Screw (right) Nut
1520r	1712	Looper (upper) Carrier Bell Crank Connecting Link Hinge Screw Nut
1560c	1712	Tension Regulating Thumb Nut for 44209
1655c	1712	Looper (upper) Carrier Hinge Screw Stud Nut
1698c	1712	Tension Screw Stud
1718h	1712	Looper (upper) Carrier Connecting Link Hinge Screw Nut
1940	1712	Looper (lower) Driving Lever Roller and Screw Stud with 1519e and 22142
1940	1712	Looper (upper) Rock Shaft Crank (upper) Roller and Screw Stud with 1519e and 22142
1940	1712	Looper (upper) Driving Crank Shaft Crank Roller and Screw Stud with 1519e and 22142
2022	1703	Feed Regulator Pin
2022	1703	Looper (upper) Rock Shaft Crank (lower) Pin
2102	1703	Tension Disc
2656	1703	Feeding Foot Spring
4879	1709	Foot Lifter Chain Connecting Link for 4885
4881	1709	Foot Lifter Treadle for 4885
4882	1709	Foot Lifter Treadle Shaft for 4885
4883	1709	Foot Lifter Treadle Spring for 4885
4884	1709	Foot Lifter Treadle Stand for 4885
4885	—	Foot Lifter Treadle, complete, Nos. 4879, 4881 to 4884 and two Wood Screws 1" No. 16, for 99067
6439	1709	Foot Lifter Chain, 36" to 45", with 56864 and 56865 for 99067

NOTE.—When ordering 6439 give length required.

7071	1706	Guide Screw Washer
7071	1706	Looper (upper) Screw Washer
8908	1710	Wrench	(Accessories)
10148	1703	Tension Spring
12361	—	Machine Hinge Connection	(Accessories)
12454	1703	Arm Oil Tube with 132590
13950	—	Machine Pulley, "V" belt groove, outside diameter of belt groove 2.9", with two 443al
†16036	1702	Arm Side Cover
16532	1703	Arm Dowel Pin

† For Two-Tone Machines the finish of these parts is Grey Metallic (Colour Code No. 728).

No.	Plate	
22142	1706	Looper (lower) Driving Lever Roller and Screw Stud Nut Washer for 1940 ...
22142	1706	Looper (upper) Rock Shaft Crank (upper) Roller and Screw Stud Nut Washer for 1940
22142	1706	Looper (upper) Driving Crank Shaft Crank Roller and Screw Stud Nut Washer for 1940
27739	—	Thread Unwinder Thread Cone (wood) <i>(only supplied when specified on order and at an extra charge)</i>
37023	1704	Presser Bar
37025	1703	Presser Bar Spring Extension Pin ...
37152	1707	Needle Bar Bushing (lower)
37152	1707	Needle Bar Bushing (upper)
37408	1708	Presser Bar Spring
41544	1707	Feed Regulating Screw Stud Washer ...
43840	1706	Looper (lower) Driving Lever Hinge Pin Collar with two 624c
44209	—	Tension Screw Stud 916c with 1560c ...
50053d	1712	Arm Side Cover Thumb Screw
50083c	1712	Looper (lower) Driving Lever Set Screw for 99035
50302f	1712	Hook Needle Set Screw
50393c	1712	Foot Lifter Lifting Lever Stop Screw for 99067
50443c	1712	Looper (upper) Rock Shaft Crank (upper) Clamping Screw for 99044
50443c	1712	Looper (upper) Driving Crank Shaft Crank Clamping Screw for 99047
50458c	1712	Looper (lower) Carrier Pitman Hinge Screw (left)
50459c	1712	Feeding Foot Hinge Screw
50562c	1712	Feed Regulator Connecting Link Hinge Screw
52063	1704	Machine Pulley Oil Cover
52195	1703	Arm Shaft Bushing (front)
53081	1709	Foot Lifter Lifting Lever Spring for 99067 ...
56006	—	Arm Shaft Bushing (back) Oil Pad (braided cotton)
56006	—	Arm Shaft Bushing (front) Oil Pad (braided cotton)
56864	1709	Foot Lifter Chain Hook (large) for 6439 ...
56865	1709	Foot Lifter Chain Hook (small) for 6439 ...
64520	1706	Looper (lower) Carrier Hinge Stud ...
66593	1708	Presser Bar Lifter Hinge Stud
68547	1710	Wrench (Accessories)
82538	1706	Guide Holder Screw Washer
82538	1706	Hook Needle Guide Screw Washer ...

No.	Plate					
82538	—	Thread Unwinder Spool Pin Washer for				
		225259
86720	1710	Oiler	(Accessories)
94013	—	Drip Pan
†*99001	—	Arm
99002	1704	Arm Shaft
99003	1703	Arm Shaft Bushing (back)
*99004	—	Bed
99005	1702	Bed Cover
†99006	1702	Face Plate
†99007	1702	Feed Bar
99008	1708	Feed Bar Bell Crank
99009	1708	Feed Bar Bell Crank Connecting Link
†99011	1708	Feed Bar Guide
†99012	1708	Feed Bar Rocking Frame with 453c
99013	1708	Feed Bar Rocking Frame Hinge Pin
99014	1703	Feed Cam with 1036c and 1375c
99015	1703	Feed Connecting Rod with 99016 and two 896e
*99016	—	Feed Connecting Rod Cap for 99015
99017	1705	Feeding Foot Extension (3 teeth) for $\frac{3}{8}$ " gauge
99018	1705	Feeding Foot Extension (3 teeth) for $\frac{5}{8}$ " gauge
†99019	1702	Feed Regulator with 1125d
99020	1703	Feed Regulator Connecting Link
99021	1707	Feed Regulator Shaft
99022	1702	Feed Regulator Shaft Crank (forked)
99023	—	Feed Regulator Shaft Crank Oil Pad (felt)
99024	1705	Feeding Foot
99025	1707	Guide (for Hem) $\frac{1}{2}$ " gauge
99026	—	Guide (for Hem) $\frac{5}{8}$ " gauge
99027	1702	Guide Holder
99028	1705	Hook Needle
99029	1708	Hook Needle Clamp
99030	1708	Hook Needle Closing Block
99031	1707	Hook Needle Guide
99032	1705	Looper (lower)
99033	1706	Looper (lower) Carrier with 460c and two 1147e
99034	1704	Looper (lower) Carrier Pitman
99035	1704	Looper (lower) Driving Lever with 50083c
99036	1704	Looper (lower) Driving Lever Hinge Pin
99037	1706	Looper (upper)
99039	1706	Looper (upper) Carrier Connecting Link
99041	—	Looper (upper) Carrier Bell Crank Connecting Link
99042	1704	Looper (upper) Rock Shaft

† For Two-Tone Machines the finish of these parts is Grey Metallic (Colour Code No. 728).

No.	Plate	
99043	1706	Looper (upper) Rock Shaft Crank (lower)
99044	1706	Looper (upper) Rock Shaft Crank (upper)
		with two 50443c
†99045	1707	Looper (upper) Driving Crank with 1036c and 1259c
99046	1704	Looper (upper) Driving Crank Shaft ...
†99047	1707	Looper (upper) Driving Crank Shaft Crank
		with two 50443c
99048	1704	Looper Cam with 1036c and 1375c ...
99049	1704	Needle Bar with 857c
99050	1706	Needle Bar Cam with 400c and two 1057e ...
99051	1702	Needle Bar Crank and Feed Lifting Eccentric
		with SS498c
99052	1705	Needle Thread Guard
99053	1708	Presser Bar Guide Bracket with two 1057e ...
99054	1708	Presser Bar Lifter
99055	1705	Presser Foot
99056	1707	Tension Bracket
99057	1705	Throat Plate
99058	1705	Throat Plate Thread Retainer
99059	1704	Foot Lifter Lifting Lever for 99067 ...
99060	1705	Feeding Foot Extension (3 teeth) for $\frac{1}{2}$ " gauge
99061	1705	Feeding Foot Extension (2 teeth) for $\frac{3}{8}$ " gauge
99062	1705	Feeding Foot Extension (2 teeth) for $\frac{1}{2}$ " gauge
99063	1707	Guide (plain)
99064	1706	Looper (upper) Carrier
99065	1706	Looper (upper) Carrier Bell Crank ...
99066	1706	Looper (upper) Carrier Hinge Screw Stud
		Collar with 220c
99067	—	Foot Lifter, complete, Nos. 694d, 4885, 6439, 50393c, 53081 and 99059 ...

† For Two-Tone Machines the finish of these parts
is Grey Metallic (Colour Code No. 728).

NUMERICAL LIST OF PARTS

35

No.	Plate	Locality	Altitude	Remarks
1	1
2	2
3	3
4	4
5	5
6	6
7	7
8	8
9	9
10	10
11	11
12	12
13	13
14	14
15	15
16	16
17	17
18	18
19	19
20	20
21	21
22	22
23	23
24	24
25	25
26	26
27	27
28	28
29	29
30	30
31	31
32	32
33	33
34	34
35	35
36	36
37	37
38	38
39	39
40	40
41	41
42	42
43	43
44	44
45	45
46	46
47	47
48	48
49	49
50	50
51	51
52	52
53	53
54	54
55	55
56	56
57	57
58	58
59	59
60	60
61	61
62	62
63	63
64	64
65	65
66	66
67	67
68	68
69	69
70	70
71	71
72	72
73	73
74	74
75	75
76	76
77	77
78	78
79	79
80	80
81	81
82	82
83	83
84	84
85	85
86	86
87	87
88	88
89	89
90	90
91	91
92	92
93	93
94	94
95	95
96	96
97	97
98	98
99	99

No.	Plate	
120440	1710	Screw Driver (Accessories)
132590	—	Arm Oil Tube Packing (felt) for 12454 ...
150203	—	Thread Unwinder Spool Rest Cushion (felt) for 225260
200383c	1712	Thread Unwinder Spool Rest Rod Set Screw for 202490
201018c	1712	Thread Unwinder Spool Rest Set Screw for 225259
201528h	—	Thread Unwinder Spool Pin Nut for 225259
201696j	1712	Thread Unwinder Thread Guide Lock Nut for 225260
202490	2212	Thread Unwinder Spool Stand with 200383c for 225260
225259	2212	Thread Unwinder Spool Rest with 82538, 201018c, 201528h and 228692 for 225260
225260	2212	Thread Unwinder (for one spool of thread), complete, Nos. 150203, 201696j, 202490, 225259, 225324, 225326, 225388, 225391 and three Wood Screws $\frac{3}{8}$ " No. 12 ...
225322	—	Thread Unwinder Thread Guide Rod Washer for 225324
225324	2212	Thread Unwinder Thread Guide Rod with 208e and 225322 for 225260
225326	—	Thread Unwinder Thread Guide Position Cup for 225260
225388	2212	Thread Unwinder Spool Rest Rod for 225260
225391	2212	Thread Unwinder Thread Guide for 225260
228692	—	Thread Unwinder Spool Pin for 225259 ...

